



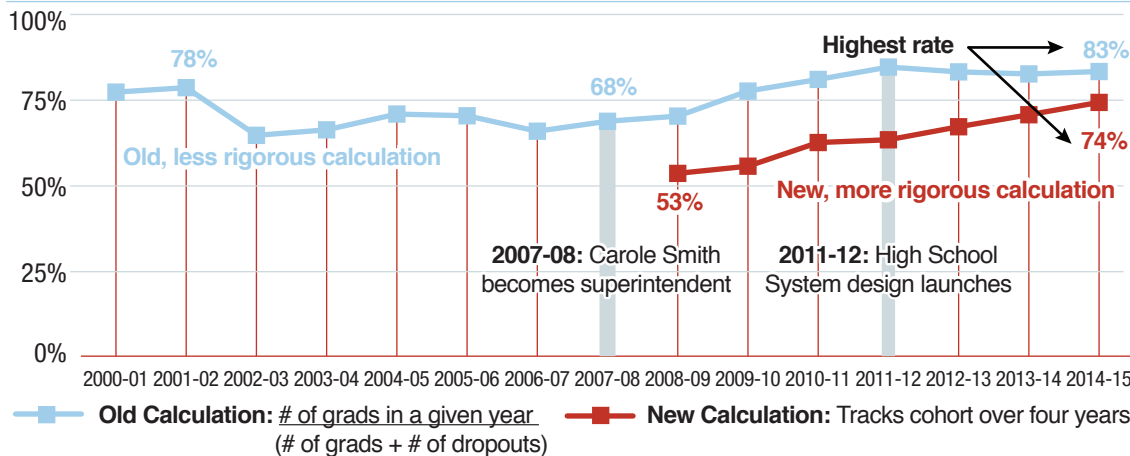
# Portland Public Schools: Progress report



Founded in 1851, Portland Public Schools is the largest PK-12 school district in Oregon, serving more than 48,000 students. With highly trained teachers and staff; an engaged parent community; strong partnerships, and a focus on closing the racial educational opportunity gap, PPS is realizing consistent gains in its graduation rate and enrollment and, thanks to the state Legislature, funding is also improving. In addition, PPS is modernizing its aging schools thanks to the voter-approved School Building Improvement Bond.

## Graduation rate over time

Source: Oregon Department of Education



## Graduation Rate by School

Benson	88%
Cleveland	85%
Franklin	88%
Grant	89%
Jefferson	80%
Lincoln	93%
Madison	74%
Roosevelt	62%
Wilson	91%
<b>Average of above HS</b>	<b>82%</b>
All PPS HS	74%
Oregon HS	74%

### Grad rates: Historically underserved

**African American:** Increased for second year to 66 percent, up 6 points year-over-year.

**Latino:** Increased 9 points year-over-year to 65%.

**Pacific Islander:** Decreased 5 points year-over-year to 69%.

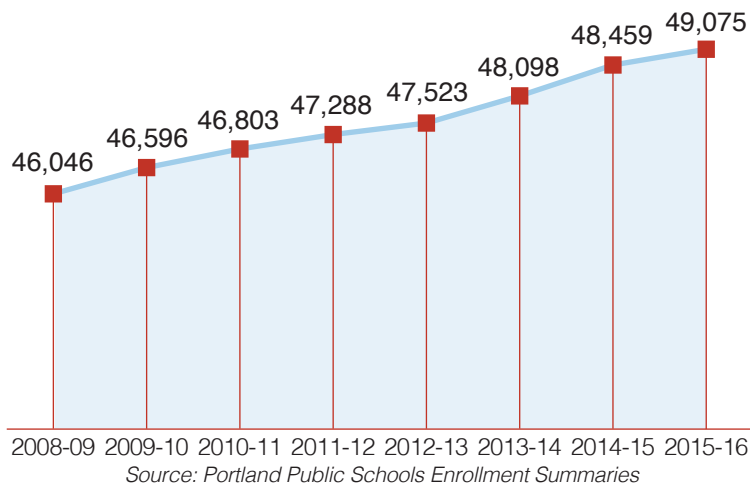
**Native American:** Increased 4 points year-over-year to 51%

**Economically Disadvantaged:** Increased for seventh year to 65%, up 4 points year-over-year.

**Special Education:** Decreased 1 point year-over-year to 49%, up 11 points over two years.

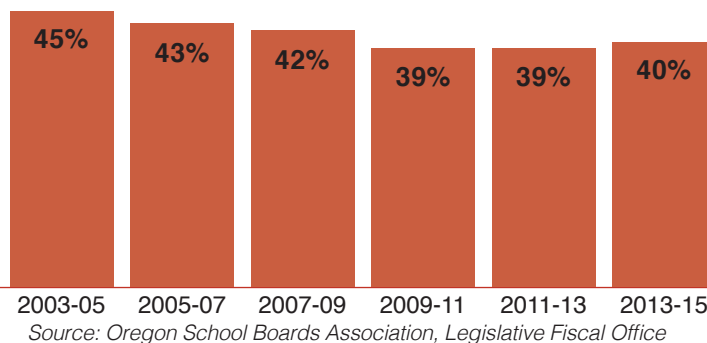
**English Language Learners:** Increased 11 points year-over-year to 60%.

## Enrollment: A seven-year growth trend



## Funding: State School Fund allocation improving

The portion of the state budget allocated to K-12 education increased slightly in 2013 after a decade of declining investment. Superintendent Carole Smith, for the first time in her seven-year tenure, was able to propose a PPS budget for 2014-15 that re-invests in schools while not simultaneously cutting programs.



## Bond: Modernizing schools for 21st century learning

In November 2012 by a two-thirds majority, Portland voters approved the \$482 million, eight-year PPS School Building Improvement Bond. The bond will rebuild three high schools and replace one grade school. It will also fix leaking and deteriorating roofs and make seismic safety, access and science classroom upgrades at dozens of other schools. More at [www.pps.net/bond](http://www.pps.net/bond).

**Summer 2013** 6 schools received roof, seismic, accessibility and/or science classroom upgrades.

**2013-14** Master planning and design for the full modernization of the historic Franklin and Roosevelt high schools and the replacement of Faubion PK-8.

**Summer 2014** 12 schools received roof, seismic, accessibility and/or science classroom upgrades.

**Summer 2015** 27 schools received roof, seismic, accessibility and/or science classroom upgrades.

**2015-17** Roosevelt and Franklin high schools modernized.

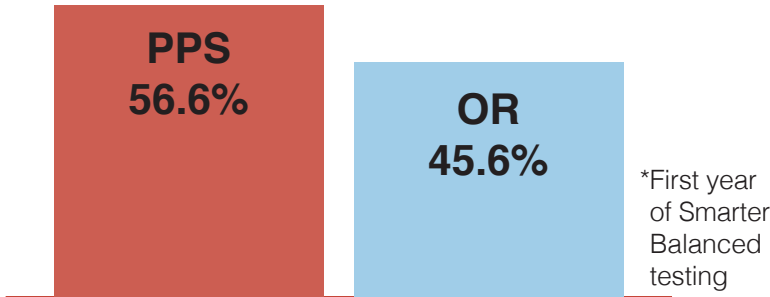
**2016-17** Faubion PK-8 School replaced with new building in partnership with Concordia University.

**2017-19** Grant High School modernized.

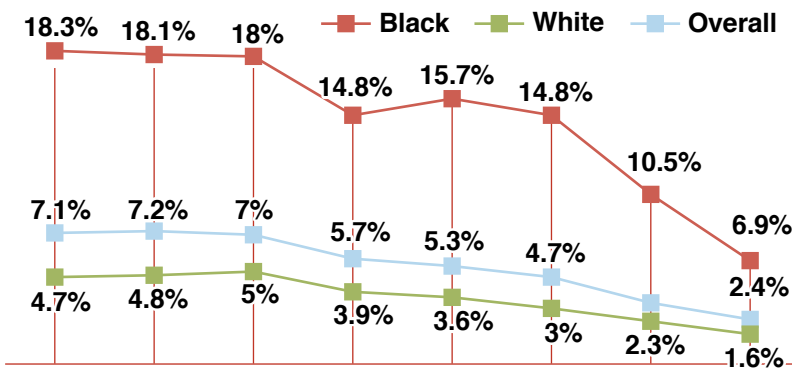
## Three Priorities: Third-Grade Reading, Discipline & Graduation

In Fall 2014, Superintendent Carole Smith set three priorities for Portland Public Schools. **(1)** All students reading at benchmark by the end of third grade; **(2)** Dramatically reduce out-of-school discipline and the disparity in discipline between white students and students of color; **(3)** Accelerate improvement in the high school graduation and completion rates. **Following is a snapshot of each area:**

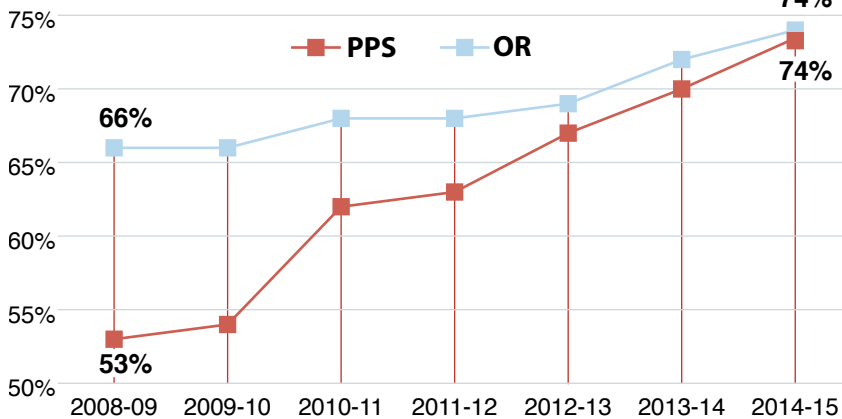
### (1) Third-Grade Reading: Scoring a 3 or 4 on Smarter Balanced Test\*



### (2) Discipline



### (3) Graduation Rate: Comparison to Oregon

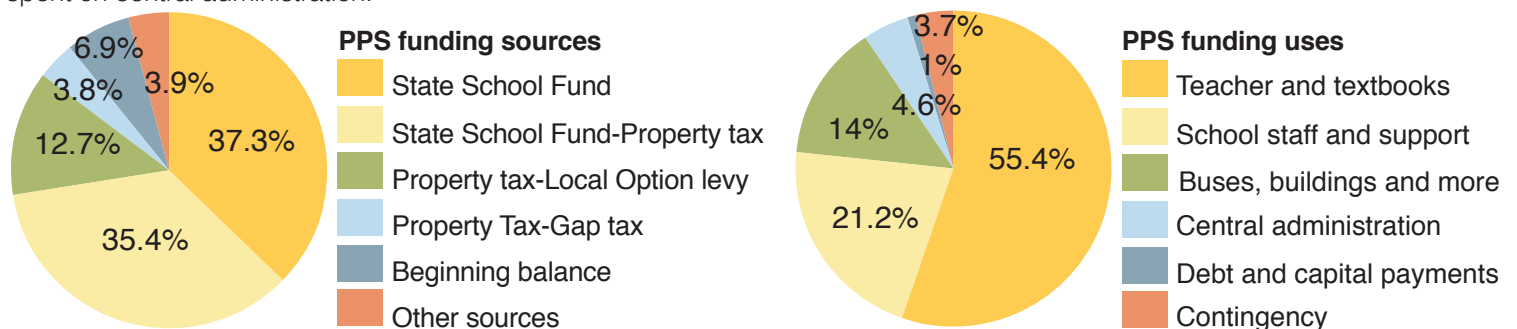


## Facts and Figures: 2015-16

Student enrollment	
District schools	46,070
Community-based programs	964
Special services programs	451
Public charter schools	1,590
<b>Total</b>	<b>49,075</b>
Student information	
African American	10%
Asian	7.3%
Hispanic	16.2%
Native American/Alaskan Native	0.9%
Multiple	8.9%
Pacific Islander	0.8%
White	55.9%
English language learners	7.3%
Eligible for free/reduced-priced meals	46.3%
Receive special education services	13.8%
Schools	
Elementary schools	28
K-8 schools	29
Middle schools	10
High schools	10
K-12 schools	1
<b>Total</b>	<b>78*</b>
*PPS students also attend the Head Start Early Childhood Education program, 17 community-based programs, 17 special services programs and 8 charter schools.	
Employees	
Teachers	3,457
Classified Represented	2,123
Licensed School Administrators	169
Non-Represented	448
Substitutes	875
Other	606
<b>Total</b>	<b>7,678</b>

## Budget: Where the money comes from and where it goes

Most of the PPS general fund budget comes from the State School Fund and property taxes. Most of the budget is spent on teacher salaries and classroom materials, followed by school staff and school-based support. Only 4 percent of the budget is spent on central administration.



Source: PPS 2015-16 General Fund Budget (\$578.6 million)